



**ABC CORPORATION
AGGREGATE PAID CLAIMS SUMMARY/STATISTICS**

**PAID CLAIMS THROUGH THE MONTH OF:
October 2005**



MONTHLY AGGREGATE PAID CLAIMS SUMMARY REPORT
FOR: ABC CORPORATION
PLAN YEAR: 7/1/2004 To 9/30/2005

| Month | Enrollment Counts | | | Aggregate Accumulation | Gross Paid Claims* | Medical Claims | Prescription Claims | Year-To-Date Paid Claims ** | Specific Reimbursed | Specific Pending | Net Applied To Aggregate |
|-----------------|-------------------|------------|------------|------------------------|-----------------------|-----------------------|-----------------------|-----------------------------|---------------------|---------------------|--------------------------|
| | Single | Family | Total | | | | | | | | |
| Jul-2004 | 86 | 129 | 215 | \$172,114.81 | \$49,644.02 | \$34,944.62 | \$14,699.40 | \$49,644.02 | \$0.00 | \$0.00 | \$49,644.02 |
| Aug-2004 | 82 | 129 | 211 | \$170,445.29 | \$180,260.97 | \$162,591.75 | \$17,669.22 | \$229,904.99 | \$0.00 | \$0.00 | \$180,260.97 |
| Sep-2004 | 78 | 131 | 209 | \$170,887.71 | \$94,080.16 | \$73,947.38 | \$20,132.78 | \$323,985.15 | \$0.00 | \$0.00 | \$94,080.16 |
| Oct-2004 | 79 | 131 | 210 | \$171,305.09 | \$146,641.04 | \$122,612.58 | \$24,028.46 | \$470,626.19 | \$0.00 | \$0.00 | \$146,641.04 |
| Nov-2004 | 76 | 132 | 208 | \$171,108.92 | \$261,559.43 | \$238,090.39 | \$23,469.04 | \$732,185.62 | \$0.00 | \$0.00 | \$261,559.43 |
| Dec-2004 | 76 | 131 | 207 | \$170,052.95 | \$198,202.77 | \$175,838.51 | \$22,364.26 | \$930,388.39 | \$0.00 | \$0.00 | \$198,202.77 |
| Jan-2005 | 75 | 132 | 207 | \$170,691.54 | \$200,841.45 | \$175,604.63 | \$25,236.82 | \$1,131,229.84 | \$0.00 | \$0.00 | \$200,841.45 |
| Feb-2005 | 75 | 137 | 212 | \$175,971.39 | \$118,464.43 | \$93,015.12 | \$25,449.31 | \$1,249,694.27 | \$0.00 | \$0.00 | \$118,464.43 |
| Mar-2005 | 73 | 141 | 214 | \$179,360.51 | \$152,606.55 | \$129,601.11 | \$23,005.44 | \$1,402,300.82 | \$0.00 | \$0.00 | \$152,606.55 |
| Apr-2005 | 74 | 137 | 211 | \$175,554.01 | \$156,898.66 | \$132,304.02 | \$24,594.64 | \$1,559,199.48 | \$0.00 | \$0.00 | \$156,898.66 |
| May-2005 | 75 | 134 | 209 | \$172,803.48 | \$147,849.83 | \$120,548.31 | \$27,301.52 | \$1,707,049.31 | \$0.00 | \$0.00 | \$147,849.83 |
| Jun-2005 | 71 | 132 | 203 | \$169,022.02 | \$317,117.14 | \$296,165.43 | \$20,951.71 | \$2,024,166.45 | \$0.00 | \$0.00 | \$317,117.14 |
| Jul-2005 | 72 | 130 | 202 | \$167,327.46 | \$121,106.56 | \$97,780.67 | \$23,325.89 | \$2,145,273.01 | \$0.00 | \$0.00 | \$121,106.56 |
| Aug-2005 | 71 | 131 | 202 | \$167,966.05 | \$112,721.62 | \$90,159.93 | \$22,561.69 | \$2,257,994.63 | \$0.00 | \$0.00 | \$112,721.62 |
| Sep-2005 | 72 | 131 | 203 | \$168,383.43 | \$258,206.20 | \$245,092.93 | \$13,113.27 | \$2,516,200.83 | \$232,437.17 | \$90,364.60 | (\$64,595.57) |
| Oct-2005 | 71 | 133 | 204 | \$170,077.99 | \$109,064.29 | \$84,451.30 | \$24,612.99 | \$2,625,265.12 | \$24,705.30 | \$40,539.09 | \$43,819.90 |
| Average: | 75 | 133 | 208 | Totals: | \$2,743,072.65 | \$2,625,265.12 | \$2,272,748.68 | \$352,516.44 | \$257,142.47 | \$130,903.69 | \$2,237,218.96 |

Aggregate Factors:

Single: 417.38

Family: 1055.97

* Gross paid claims reflect the actual claims paid according to the written stoploss contract taking into consideration individual contract restrictions.

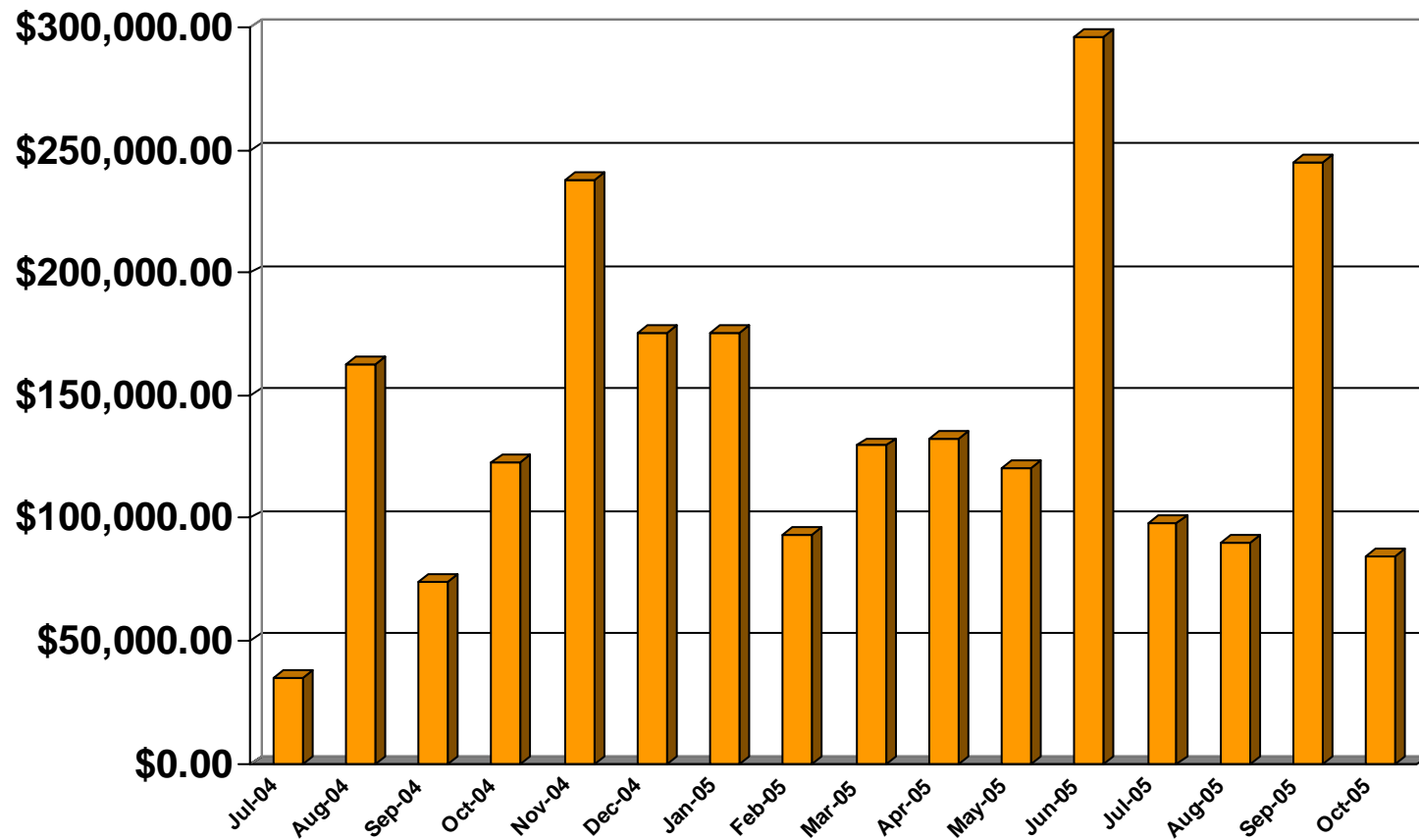
** Year-To-Date paid claims reflect all claims incurred and paid according to the written stoploss contract not taking into consideration individual contract restrictions.

MONTHLY AGGREGATE PAID CLAIMS CHARTS

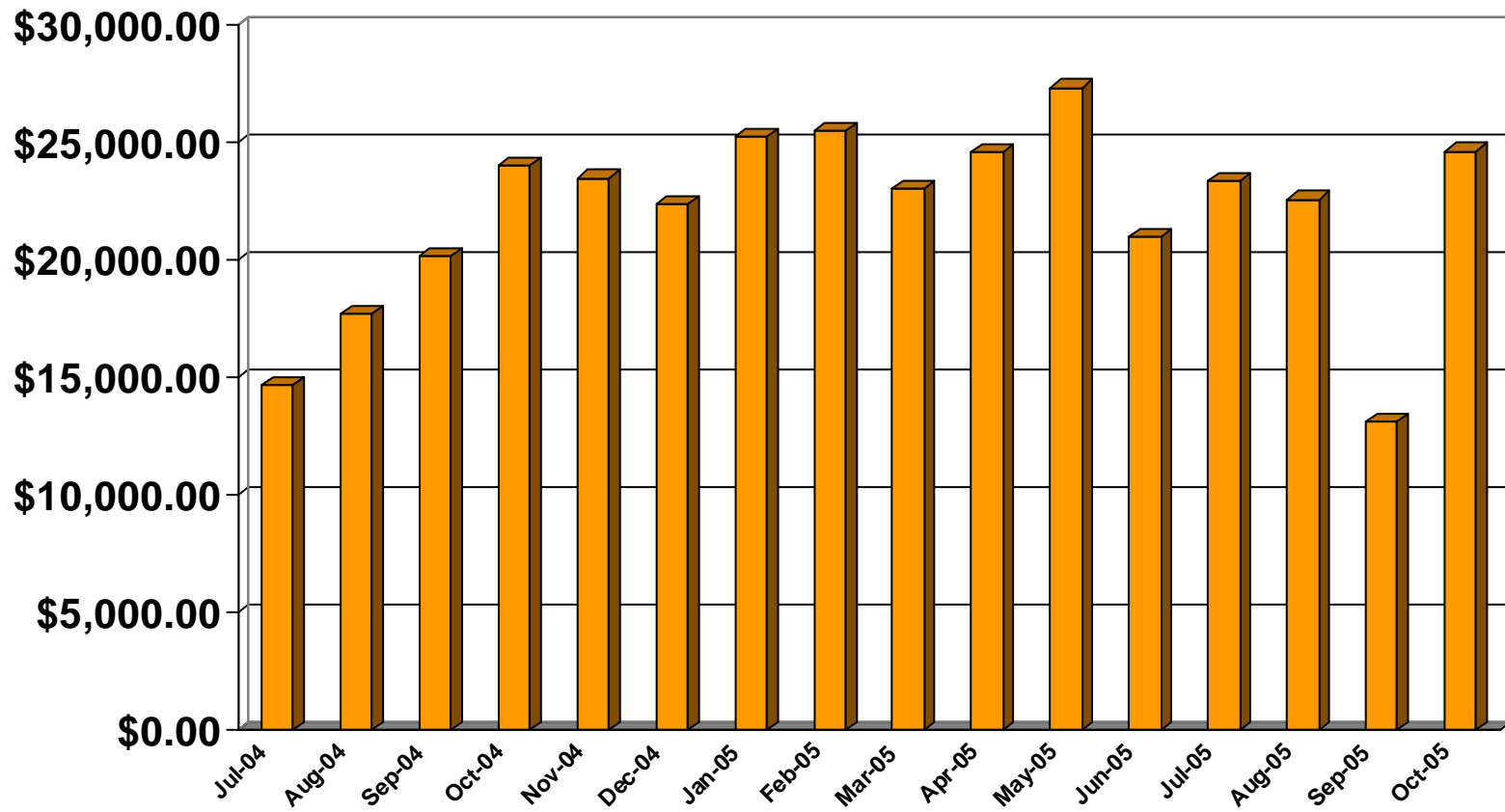
FOR: ABC CORPORATION

PLAN YEAR: 7/1/2004 To 9/30/2005

Medical Claims



Prescription Claims



**CLAIMS LAG ANALYSIS REPORT
FOR: ABC CORPORATION**

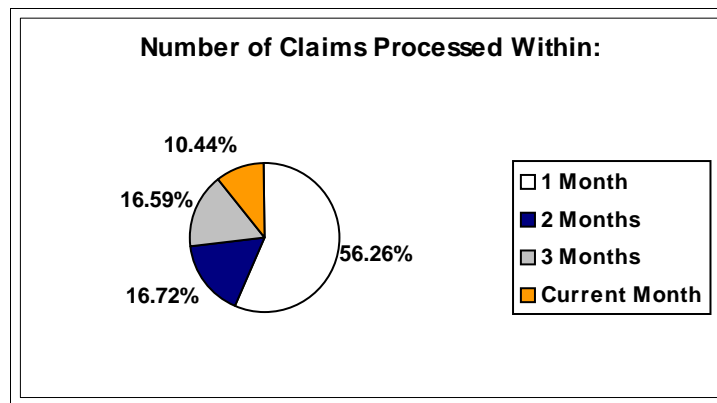
PLAN YEAR: 7/1/2004 To 9/30/2005

(Days Calculation = Paid Date from Incurred Date)

| | Current Month: | 1 Month Old: | 2 Months Old: | 3+ Months Old: | Total: |
|-----------------|-----------------------|-----------------------|----------------------|-----------------------|-----------------------|
| Jul-2004 | \$11,163.92 | \$10,316.37 | \$6,649.39 | \$6,814.94 | \$34,944.62 |
| Aug-2004 | \$20,644.48 | \$83,044.83 | \$53,436.86 | \$5,465.58 | \$162,591.75 |
| Sep-2004 | \$2,851.66 | \$32,863.07 | \$34,227.41 | \$4,005.24 | \$73,947.38 |
| Oct-2004 | \$2,649.24 | \$42,168.37 | \$49,801.89 | \$27,993.08 | \$122,612.58 |
| Nov-2004 | \$19,490.41 | \$151,968.91 | \$36,576.88 | \$30,054.19 | \$238,090.39 |
| Dec-2004 | \$4,250.28 | \$125,995.51 | \$12,187.62 | \$33,405.10 | \$175,838.51 |
| Jan-2005 | \$9,073.36 | \$116,469.56 | \$24,750.60 | \$25,311.11 | \$175,604.63 |
| Feb-2005 | \$907.06 | \$51,101.67 | \$26,921.18 | \$14,085.21 | \$93,015.12 |
| Mar-2005 | \$0.00 | \$91,647.71 | \$23,065.67 | \$14,887.73 | \$129,601.11 |
| Apr-2005 | \$2,894.97 | \$89,564.12 | \$41,503.63 | (\$1,658.70) | \$132,304.02 |
| May-2005 | \$4,248.01 | \$91,436.93 | \$19,411.33 | \$5,452.04 | \$120,548.31 |
| Jun-2005 | \$20,281.61 | \$246,404.00 | \$17,511.59 | \$11,968.23 | \$296,165.43 |
| Jul-2005 | \$23,995.48 | \$60,679.68 | \$7,375.20 | \$5,730.31 | \$97,780.67 |
| Aug-2005 | \$1,408.33 | \$54,632.81 | \$29,217.64 | \$4,901.15 | \$90,159.93 |
| Sep-2005 | \$43,534.35 | \$150,788.03 | \$42,944.09 | \$7,826.46 | \$245,092.93 |
| Oct-2005 | \$31,886.47 | \$48,088.12 | \$1,480.48 | \$2,996.23 | \$84,451.30 |
| Total | \$199,279.63 | \$1,447,169.69 | \$427,061.46 | \$199,237.90 | \$2,272,748.68 |

PERCENT OF CLAIMS PROCESSED WITHIN:

| | | | |
|-----------------------|--------|------------------------------------|---------------|
| CURRENT MONTH: | 10.44% | Monthly CLMS ROLLING AVG : | \$142,046.79 |
| 1 MONTH OLD: | 56.26% | CURRENT LAG FACTOR : | 1.39 (Months) |
| 2 MONTHS OLD: | 16.72% | CURRENT ESTIMATED LAG AMT : | \$198,093.04 |
| 3+ MONTHS OLD: | 16.59% | | |



CLAIMS LAG ANALYSIS REPORT

FOR: ABC CORPORATION

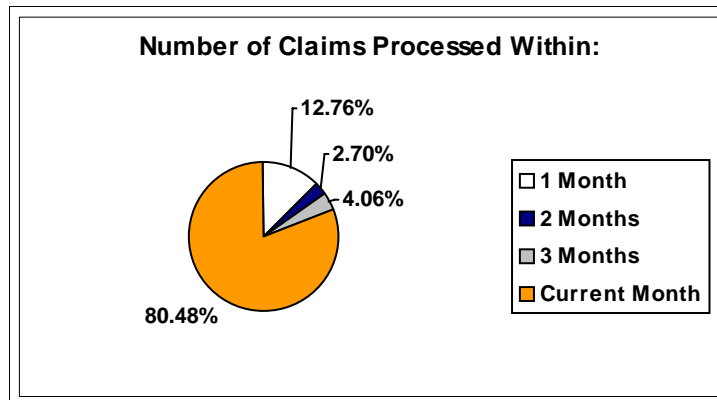
PLAN YEAR: 7/1/2004 To 9/30/2005

(Days Calculation = Paid Date from Received Date)

| | Current Month: | 1 Month Old: | 2 Months Old: | 3+ Months Old: | Total: |
|-----------------|-----------------------|---------------------|----------------------|-----------------------|-----------------------|
| Jul-2004 | \$24,734.16 | \$4,874.11 | \$1,121.96 | \$4,214.39 | \$34,944.62 |
| Aug-2004 | \$119,876.82 | \$45,788.75 | \$488.91 | (\$3,562.73) | \$162,591.75 |
| Sep-2004 | \$63,106.95 | \$12,372.18 | \$202.58 | (\$1,734.33) | \$73,947.38 |
| Oct-2004 | \$81,529.54 | \$34,183.86 | \$226.58 | \$6,672.60 | \$122,612.58 |
| Nov-2004 | \$213,389.60 | \$22,395.06 | (\$94.00) | \$2,399.73 | \$238,090.39 |
| Dec-2004 | \$149,513.84 | \$15,782.06 | \$9,180.66 | \$1,361.95 | \$175,838.51 |
| Jan-2005 | \$148,127.69 | \$28,003.57 | \$115.41 | (\$642.04) | \$175,604.63 |
| Feb-2005 | \$90,343.13 | \$2,334.02 | \$250.47 | \$87.50 | \$93,015.12 |
| Mar-2005 | \$114,393.74 | \$13,681.47 | \$981.01 | \$544.89 | \$129,601.11 |
| Apr-2005 | \$131,812.11 | \$14,494.08 | \$58.73 | (\$14,060.90) | \$132,304.02 |
| May-2005 | \$106,335.40 | \$12,098.75 | \$1,969.59 | \$144.57 | \$120,548.31 |
| Jun-2005 | \$291,041.88 | \$3,435.12 | \$1,847.15 | (\$158.72) | \$296,165.43 |
| Jul-2005 | \$92,145.67 | \$5,435.13 | \$286.20 | (\$86.33) | \$97,780.67 |
| Aug-2005 | \$76,422.03 | \$12,654.30 | \$279.00 | \$804.60 | \$90,159.93 |
| Sep-2005 | \$172,226.27 | \$72,576.08 | \$383.87 | (\$93.29) | \$245,092.93 |
| Oct-2005 | \$79,834.41 | \$1,299.06 | \$2,007.61 | \$1,310.22 | \$84,451.30 |
| Total | \$1,954,833.24 | \$301,407.60 | \$19,305.73 | (\$2,797.89) | \$2,272,748.68 |

PERCENT OF CLAIMS PROCESSED WITHIN:

| | | | |
|-----------------------|--------|-----------------------------------|---------------|
| CURRENT MONTH: | 80.48% | Monthly CLMS ROLLING AVG : | \$142,046.79 |
| 1 MONTH OLD: | 12.76% | CURRENT LAG FACTOR : | 0.30 (Months) |
| 2 MONTHS OLD: | 2.70% | CURRENT ESTIMATED LAG AMT | \$43,093.04 |
| 3+ MONTHS OLD: | 4.06% | | |



NETWORK UTILIZATION REPORT
FOR: ABC CORPORATION
PLAN YEAR: 7/1/2004 To 9/30/2005

| NON PPO | Claim Count | Total Charge | Total Discount | Net Payable | | |
|----------------|--------------------|---------------------|-----------------------|--------------------|-------------------------------|---------------|
| Jul-2004 | 15 | \$4,827.91 | \$0.00 | \$4,108.10 | | |
| Aug-2004 | 48 | \$8,255.18 | \$0.00 | \$4,804.43 | | |
| Sep-2004 | 39 | \$4,698.70 | \$0.00 | \$4,642.83 | | |
| Oct-2004 | 37 | \$4,968.34 | \$0.00 | \$3,946.39 | | |
| Nov-2004 | 114 | \$51,052.73 | \$0.00 | \$9,678.53 | | |
| Dec-2004 | 33 | \$9,720.15 | \$0.00 | \$3,946.69 | | |
| Jan-2005 | 46 | \$13,977.30 | \$0.00 | \$5,388.91 | | |
| Feb-2005 | 57 | \$11,135.81 | \$0.00 | \$6,713.46 | | |
| Mar-2005 | 32 | \$12,756.00 | \$0.00 | \$4,593.68 | | |
| Apr-2005 | 52 | \$9,028.78 | \$0.00 | \$5,367.67 | | |
| May-2005 | 92 | \$18,775.37 | \$0.00 | \$7,450.49 | | |
| Jun-2005 | 88 | \$19,307.15 | \$0.00 | \$8,674.65 | | |
| Jul-2005 | 70 | \$17,372.04 | \$0.00 | \$6,957.93 | | |
| Aug-2005 | 61 | \$13,418.35 | \$0.00 | \$5,865.96 | | |
| Sep-2005 | 68 | \$28,707.51 | \$650.00 | \$12,396.24 | | |
| Oct-2005 | 14 | \$3,261.50 | \$0.00 | \$1,317.22 | | |
| TOTALS: | 866 | \$231,262.82 | \$650.00 | \$95,853.18 | NTWK % BY CLAIM COUNT: | 10.28% |
| | | | | | NTWK % BY NET PAYABLE: | 4.22% |
| | | | | | AVERAGE DISCOUNT: | 0.28% |

| PPO | Claim Count | Total Charge | Total Discount | Net Payable | | |
|----------------------|--------------------|-----------------------|-----------------------|-----------------------|-------------------------------|---------------|
| Jul-2004 | 247 | \$37,438.96 | \$5,361.49 | \$30,836.52 | | |
| Aug-2004 | 576 | \$287,801.53 | \$22,770.73 | \$157,787.32 | | |
| Sep-2004 | 384 | \$109,592.43 | \$29,260.10 | \$69,304.55 | | |
| Oct-2004 | 434 | \$154,408.18 | \$21,642.18 | \$118,666.19 | | |
| Nov-2004 | 800 | \$342,610.03 | \$48,626.48 | \$228,411.86 | | |
| Dec-2004 | 454 | \$306,714.48 | \$29,721.34 | \$171,891.82 | | |
| Jan-2005 | 519 | \$236,370.20 | \$32,907.85 | \$170,215.72 | | |
| Feb-2005 | 339 | \$143,143.94 | \$15,203.48 | \$86,301.66 | | |
| Mar-2005 | 438 | \$193,072.50 | \$25,529.08 | \$125,007.43 | | |
| Apr-2005 | 559 | \$223,976.31 | \$30,786.91 | \$126,936.35 | | |
| May-2005 | 535 | \$213,391.64 | \$38,280.91 | \$113,097.82 | | |
| Jun-2005 | 590 | \$391,355.17 | \$69,637.68 | \$287,490.78 | | |
| Jul-2005 | 438 | \$151,834.84 | \$23,030.99 | \$90,822.74 | | |
| Aug-2005 | 278 | \$104,819.18 | \$19,169.61 | \$84,293.97 | | |
| Sep-2005 | 871 | \$410,947.92 | \$71,454.93 | \$232,696.69 | | |
| Oct-2005 | 94 | \$93,361.43 | \$13,163.38 | \$83,134.08 | | |
| TOTALS: | 7556 | \$3,400,838.74 | \$496,547.14 | \$2,176,895.50 | NTWK % BY CLAIM COUNT: | 89.72% |
| | | | | | NTWK % BY NET PAYABLE: | 95.78% |
| | | | | | AVERAGE DISCOUNT: | 14.60% |
| FINAL TOTALS: | 8422 | \$3,632,101.56 | \$497,197.14 | \$2,272,748.68 | | |



TOP 10 UTILIZED DIAGNOSIS CODES

FOR: ABC CORPORATION

PLAN YEAR: 7/1/2004 To 9/30/2005

NON PPO

| Primary ICD9 Code | Description | Claim Count | Total Charge | Net Payable | Average Payable |
|-------------------|--------------------------------|-------------|--------------|-------------|-----------------|
| 999 | COMPLICATIONS OF MEDICAL CARE, | 105 | \$28,775.34 | \$28,968.97 | \$275.89 |
| 575.0 | ACUTE CHOLECYSTITIS | 98 | \$78,881.88 | \$8,166.74 | \$83.33 |
| 783.3 | FEEDING DIFFICULTIES AND MISMA | 67 | \$6,314.25 | \$5,110.21 | \$76.27 |
| 757.5 | SPECIFIED ANOMALIES OF NAILS | 25 | \$22,100.93 | \$0.00 | \$0.00 |
| 296.30 | MAJOR DEPRESSIVE DISORDER, REC | 22 | \$2,160.00 | \$1,449.00 | \$65.86 |
| 739.1 | CERVICAL REGION | 22 | \$1,946.55 | \$1,280.03 | \$58.18 |
| 742.2 | REDUCTION DEFORMITIES OF BRAIN | 20 | \$4,219.00 | \$2,869.91 | \$143.50 |
| 724.2 | LUMBAGO | 19 | \$1,329.00 | \$734.00 | \$38.63 |
| 723.1 | CERVICALGIA | 18 | \$3,074.00 | \$2,474.16 | \$137.45 |
| V57.21 | ENCOUNTER FOR OCCUPATIONAL THE | 18 | \$2,009.00 | \$1,153.07 | \$64.06 |

PPO

| Primary ICD9 Code | Description | Claim Count | Total Charge | Net Payable | Average Payable |
|-------------------|--------------------------------|-------------|--------------|--------------|-----------------|
| V20.2 | ROUTINE INFANT OR CHILD HEALTH | 154 | \$28,739.00 | \$19,439.20 | \$126.23 |
| 462 | ACUTE PHARYNGITIS | 131 | \$12,455.12 | \$6,521.89 | \$49.79 |
| 272.4 | OTHER AND UNSPECIFIED HYPERLIP | 117 | \$10,585.37 | \$6,200.99 | \$53.00 |
| 724.2 | LUMBAGO | 107 | \$18,258.09 | \$10,430.93 | \$97.49 |
| 477.9 | CAUSE UNSPECIFIED | 104 | \$5,762.25 | \$2,973.72 | \$28.59 |
| 185 | MALIGNANT NEOPLASM OF PROSTATE | 96 | \$118,400.43 | \$101,316.46 | \$1,055.38 |
| 250.00 | DIABETES MELLITUS WITHOUT MENT | 93 | \$17,882.74 | \$13,300.62 | \$143.02 |
| 786.50 | CHEST PAIN, UNSPECIFIED | 91 | \$39,257.75 | \$22,561.34 | \$247.93 |
| 739.1 | CERVICAL REGION | 90 | \$6,376.00 | \$3,403.14 | \$37.81 |
| V76.12 | OTHER SCREENING MAMMOGRAM | 89 | \$11,512.34 | \$7,478.96 | \$84.03 |



TOP 25 UTILIZED PROVIDERS

FOR: ABC CORPORATION

PLAN YEAR: 7/1/2004 To 9/30/2005

| TaxID | Office | City | State | Claim Count | Net Payable | Total Discount | Avg Discount |
|--------------|-------------------------------|-----------------|--------------|--------------------|--------------------|-----------------------|---------------------|
| 390794174 | OMH-CORPORATE HEALTH SERVICES | WATERTOWN | WI | 351 | \$395,805.66 | \$42,190.30 | \$120.20 |
| 390910727 | WMH AMBULATORY SURGERY CENTE | WAUKESHA | WI | 233 | \$317,887.30 | \$35,695.45 | \$153.20 |
| 391678306 | AURORA MED GRP WALWORTH | MILWAUKEE | WI | 1591 | \$292,388.67 | \$65,799.36 | \$41.36 |
| 390806181 | WISELIVES CLINIC | WAUWATOSA | WI | 9 | \$199,019.37 | \$34,169.47 | \$3,796.61 |
| 391030310 | DIRECTIONS COUNSELING CENTER | MILWAUKEE | WI | 278 | \$114,218.98 | \$12,788.64 | \$46.00 |
| 390853528 | *ELMBROOK MEMORIAL HOSPITA | MILWAUKEE | WI | 33 | \$67,455.93 | \$15,486.29 | \$469.28 |
| 390286215 | FORT HEALTHCARE BEHAVIORAL | FORT ATKINSON | WI | 243 | \$66,840.57 | \$5,412.97 | \$22.28 |
| 396105970 | FROEDTERT MEMORIAL LUTHERAN | MILWAUKEE | WI | 38 | \$64,175.06 | \$14,330.44 | \$377.12 |
| 391773598 | WAUKESHA HEALTH CARE | OCONOMOWOC | WI | 409 | \$44,242.94 | \$4,956.70 | \$12.12 |
| 363860736 | MANAGED CARE CONCEPTS INC | LINCOLNWOOD | IL | 91 | \$28,728.00 | \$0.00 | \$0.00 |
| 391824445 | UW MEDICAL FOUNDATION | HORICON | WI | 41 | \$28,193.40 | \$4,390.24 | \$107.08 |
| 391083015 | MEDICAL ASSOCIATES | MENOMONEE FALLS | WI | 177 | \$23,783.69 | \$6,699.40 | \$37.85 |
| 391101572 | RADIOLOGY WAUKESHA | OCONOMOWOC | WI | 272 | \$21,837.54 | \$15,140.90 | \$55.67 |
| 390806261 | THE MEDICAL COLLEGE OF WI | MILWAUKEE | WI | 81 | \$20,191.57 | \$3,749.31 | \$46.29 |
| 390806367 | MERITER HOSPITAL INC | MILWAUKEE | WI | 1 | \$18,316.44 | \$763.17 | \$763.17 |
| 391139101 | ROGERS MEMORIAL HOSPITAL | OCONOMOWOC | WI | 38 | \$17,294.11 | \$34,159.75 | \$898.94 |
| 391808813 | ANEX SC | CHICAGO | IL | 23 | \$16,653.75 | \$2,962.80 | \$128.82 |
| 391264986 | ALL SAINTS MEDICAL GROUP | RACINE | WI | 35 | \$16,463.20 | \$5,603.30 | \$160.09 |
| 390816848 | MHS PHYSICIAN SERVICES | MCHENRY | IL | 34 | \$12,992.29 | \$1,452.66 | \$42.73 |
| 391628491 | ST MARYS DEAN VENTURES,INC | BEAVER DAM | WI | 172 | \$12,138.87 | \$1,363.10 | \$7.93 |
| 391101566 | ORTHO ASSC/WAUKESHA SPORTS | WAUKESHA | WI | 53 | \$12,089.08 | \$2,568.20 | \$48.46 |
| 391684387 | LAKE COUNTRY EMERGENCY | GREENDALE | WI | 105 | \$11,813.17 | \$7,943.84 | \$75.66 |
| 391206759 | HOME CARE MEDICAL, INC | NEW BERLIN | WI | 42 | \$11,567.40 | \$3,921.44 | \$93.37 |
| 390807063 | ST MARY'S HOSPITAL - OZAUKEE | MILWAUKEE | WI | 2 | \$11,201.27 | \$1,051.57 | \$525.79 |
| 391835630 | UNIV OF WIS HOSPITAL& CL | MILWAUKEE | WI | 16 | \$11,174.17 | \$1,132.09 | \$70.76 |



Individual 50% Specific Report

FOR: ABC CORPORATION

PLAN YEAR: 7/1/2004 To 9/30/2005

| Certification | Status | YOB | Relation | Date of Onset | Diagnosis | Diag Desc | Laser | Net Payable | Specific Pending | Specific Paid | Specific % Met |
|-----------------------------|--------|------|----------|---------------|-----------|---------------------------|-------|--------------|------------------|---------------|----------------|
| 10396N38042 | T | 1959 | Employee | 8/11/04 | 288 | Diseases of white blood | No | \$147,078.41 | \$28,236.22 | \$78,842.19 | 367.70% |
| 11508H72177 | T | 1965 | Spouse | 1/10/05 | 592 | Calculus of kidney and | No | \$42,727.38 | \$2,727.38 | \$0.00 | 106.82% |
| 11622F81414 | T | 1942 | Employee | 1/4/2005 | V54/719 | | No | \$21,123.59 | \$0.00 | \$0.00 | 52.81% |
| 11635R92678 | T | 1980 | Employee | 7/28/04 | 389 | Hearing loss | No | \$51,597.78 | \$11,597.78 | \$0.00 | 128.99% |
| 11635R92678 | T | 1980 | Employee | 7/28/04 | 389 | Hearing loss | No | \$51,597.78 | \$0.00 | \$11,597.78 | 128.99% |
| 11635R92678 | T | 1980 | Employee | 7/28/04 | 389 | Hearing loss | No | \$51,597.78 | \$11,597.78 | \$0.00 | 128.99% |
| 11635R92678 | T | 1980 | Employee | 7/28/04 | 389 | Hearing loss | No | \$51,597.78 | \$0.00 | \$11,597.78 | 128.99% |
| 11669B55003 | T | 1968 | Spouse | 7/20/2005 | 278 | Obesity and other hyper | No | \$34,899.63 | \$0.00 | \$0.00 | 87.25% |
| 11682B60285 | T | 1942 | Employee | 7/7/04 | 715 | Osteoarthritis and allie | No | \$47,415.25 | \$7,415.25 | \$0.00 | 118.54% |
| 11695O89531 | T | 1990 | Daughter | 1/14/05 | 800 | Fracture of vault of skul | No | \$40,256.40 | \$256.40 | \$0.00 | 100.64% |
| 11742M79842 | T | 1944 | Employee | 8/7/04 | 682 | Other cellulitis and absc | No | \$33,501.61 | \$0.00 | \$0.00 | 83.75% |
| 11774V69043 | T | 1946 | Spouse | 10/2/2003 | 437 | Other and ill-defined ce | No | \$20,683.01 | \$0.00 | \$0.00 | 51.71% |
| 11776C43559 | T | 1993 | Daughter | 11/20/2000 | 575 | Other disorders of gallbl | No | \$22,967.46 | \$0.00 | \$0.00 | 57.42% |
| 11783S56470 | T | 1995 | Son | 11/17/04 | 583 | Nephritis and nephropat | No | \$21,106.61 | \$0.00 | \$0.00 | 52.77% |
| 11783S56470 | T | 1967 | Spouse | 5/10/04 | 626 | Disorders of menstruati | No | \$27,130.62 | \$0.00 | \$0.00 | 67.83% |
| 11805W80835 | T | 1951 | Spouse | 7/28/2005 | 174 | Malignant neoplasm of f | No | \$35,944.07 | \$0.00 | \$0.00 | 89.86% |
| 11806F81152 | T | 1959 | Spouse | 12/6/04 | 575 | Other disorders of gallbl | No | \$36,821.57 | \$0.00 | \$0.00 | 92.05% |
| 11841M24567 | T | 1959 | Employee | 6/30/2004 | 577 | Diseases of pancreas | No | \$31,408.55 | \$0.00 | \$0.00 | 78.52% |
| Specific Deductible: | | | | | | | | | | \$40,000.00 | |

| Certification | Status | YOB | Relation | Date of Onset | Diagnosis | Diag Desc | Laser | Net Payable | Specific Pending | Specific Paid | Specific % Met |
|----------------|--------|------|----------|---------------|-----------|----------------------------|-------|--------------|---------------------|---------------------|----------------|
| 11842K31619 | T | 1970 | Spouse | 5/30/05 | 674 | Other and unspecified c | No | \$33,120.78 | \$0.00 | \$0.00 | 82.80% |
| 11859B75459 | T | 1936 | Employee | 7/01/05 | 185 | Malignant neoplasm of | No | \$75,253.58 | \$35,253.58 | \$0.00 | 188.13% |
| 11864Z07471 | T | 1948 | Employee | 2/2/05 | 454 | Varicose veins of lower | No | \$41,556.86 | \$0.00 | \$1,556.86 | 103.89% |
| 11901R63690 | T | 1941 | Spouse | 4/27/05 | 428 | Heart failure | No | \$135,401.60 | \$101.22 | \$95,300.38 | 338.50% |
| 11921P68935 | T | 1938 | Spouse | 11/15/04 | 185 | Malignant neoplasm of | No | \$30,466.93 | \$0.00 | \$0.00 | 76.17% |
| 11963W53683 | T | 1959 | Spouse | 10/05/04 | 722 | Intervertebral disc disor | No | \$47,717.27 | \$0.00 | \$7,717.27 | 119.29% |
| 11963W53683 | T | 1992 | Daughter | 2/2/04 | 250 | Diabetes mellitus | No | \$25,218.52 | \$0.00 | \$0.00 | 63.05% |
| 11987F52150 | T | 1953 | Employee | 5/11/05 | 415 | Acute pulmonary heart | No | \$33,609.73 | \$0.00 | \$0.00 | 84.02% |
| 11987F52150 | T | 1957 | Spouse | 5/5/2004 | 564 | Functional digestive dis | No | \$22,376.73 | \$0.00 | \$0.00 | 55.94% |
| 13848C71187 | T | 1943 | Employee | 6/9/05 | 185 | Malignant neoplasm of | No | \$28,942.18 | \$0.00 | \$0.00 | 72.36% |
| 14233M92051 | T | 1946 | Spouse | 12/8/04 | 276 | Disorders of fluid, electr | No | \$73,449.62 | \$33,449.62 | \$0.00 | 183.62% |
| 14390K06412 | T | 1948 | Spouse | 11/3/04 | 428 | Heart failure | No | \$90,798.67 | \$268.46 | \$50,530.21 | 227.00% |
| Totals: | | | | | | | | | \$130,903.69 | \$257,142.47 | |

Specific Deductible: \$40,000.00