



Cypress BENEFIT ADMINISTRATORS

ABC Corp.
Aggregate Paid Claims Summary/Statistics

Paid Claims Through the Month of:
November 2007

Monthly Aggregate Paid Claims Summary Report
For: ABC Corp.
Plan Year: 1/1/2007 to 12/31/2007
Report Date: 12/11/2007

 Agg Term: 18/12
 Included in Agg: Medical
 Min Attachment Pt: \$3,259,861.00

Month	Enrollment Counts			Aggregate Accumulation	Gross Paid * Claims	Medical Claims	Prescription Claims	Year-To-Date Paid Claims	Not Covered	Agg Spec Deductible	Specific Pending/ Reimbursed	Net Applied to Aggregate
	Single	Family	Total									
Jan-07	71	227	298	\$281,351.56	\$0.00	\$0.00	\$0.00	\$0.00	\$0.00	\$0.00	\$0.00	\$0.00
Feb-07	72	224	296	\$278,525.12	\$93,298.86	\$57,937.71	\$35,361.15	\$93,298.86	\$0.00	\$0.00	\$0.00	\$57,937.71
Mar-07	81	215	296	\$272,806.52	\$402,027.68	\$373,730.63	\$28,297.05	\$495,326.54	\$0.00	\$0.00	\$0.00	\$373,730.63
Apr-07	79	214	293	\$270,790.76	\$141,447.22	\$122,078.99	\$19,368.23	\$636,773.76	\$0.00	\$0.00	\$0.00	\$122,078.99
May-07	80	211	291	\$267,964.32	\$282,714.40	\$256,810.37	\$25,904.03	\$919,488.16	\$0.00	\$0.00	\$0.00	\$256,810.37
Jun-07	84	212	296	\$270,900.32	\$180,694.72	\$160,307.65	\$20,387.07	\$1,100,182.88	\$0.00	\$0.00	\$0.00	\$160,307.65
Jul-07	88	214	302	\$274,931.84	\$181,881.89	\$159,657.61	\$22,224.28	\$1,282,064.77	\$0.00	\$0.00	\$0.00	\$159,657.61
Aug-07	90	214	304	\$275,852.08	\$274,080.25	\$243,477.64	\$30,602.61	\$1,556,145.02	\$0.00	\$0.00	\$0.00	\$243,477.64
Sep-07	89	217	306	\$278,678.52	\$175,854.06	\$146,943.15	\$28,910.91	\$1,731,999.08	\$0.00	\$0.00	\$0.00	\$146,943.15
Oct-07	90	215	305	\$276,947.60	\$218,146.71	\$187,980.74	\$30,165.97	\$1,950,145.79	\$0.00	\$0.00	\$0.00	\$187,980.74
Nov-07	92	216	308	\$278,963.36	\$231,282.69	\$219,648.97	\$11,633.72	\$2,181,428.48	\$0.00	\$0.00	\$0.00	\$219,648.97
Average:	83	216	300	Totals: \$3,027,712.00	\$2,181,428.48	\$1,928,573.46	\$252,855.02		\$0.00	\$0.00	\$0.00	\$1,928,573.46

 Aggregate Factors:
 Single: \$460.12
 Family: \$1,095.52

 TPA -
 Cypress Benefit Administrators, LLC
 5560 West Grande Market Drive
 Appleton, WI 54913

* Gross paid claims reflect the actual claims paid according to the written stoploss contract taking into consideration individual contract restrictions.

Individual 50% Specific Report

For: ABC Corp.

Plan Year: 1/1/2007 to 12/31/2007

Report Date: 12/11/2007

Agg Term: 18/12
Included in Agg: Medical

<u>Certification</u>	<u>Location</u>	<u>Current Status</u>	<u>YOB</u>	<u>Relation</u>	<u>Date of Onset</u>	<u>Diagnosis</u>	<u>Description</u>	<u>Laser</u>	<u>Net Payable</u>	<u>Specific Paid/Pending</u>	<u>Specific % Met</u>
11781W12231	1000	A	1958	Spouse	6/17/2007	821	fx/unspec femur	No	\$98,004.46	\$0.00	65.34%
11899T91955	1004	A	1966	Spouse	11/10/2006	569	dis intestine	No	\$102,471.58	\$0.00	68.31%
11955J68298	1000	A	1954	Spouse	4/9/2007	174	mlg neo/f brst	No	\$75,789.49	\$0.00	50.53%
13429Z45176	2000	A	1959	Spouse	4/17/2007	721	spondylosis	No	\$115,169.25	\$0.00	76.78%

Specific Deductible:
\$150,000.00

Monthly Aggregate Paid Claims and Fixed Costs Summary Report

For: ABC Corp.

Plan Year: 1/1/2007 to 12/31/2007

Report Date: 12/11/2007

TRADITIONAL PLAN							FIXED COSTS						
Month	Enrollment Counts			Medical Claims	Specific Pending	Net Medical	Access Fees	Admin * Fees	Aggregate & Specific Premium	Precert Fees	Misc ** Fees	Total Fixed Fees	Total of All Costs
	Single	Family	Total										
Jan-07	40	134	174	\$0.00	\$0.00	\$0.00	\$206.25	\$2,436.00	\$9,203.16	\$435.00	\$857.50	\$13,137.91	\$13,137.91
Feb-07	41	133	174	\$48,820.46	\$0.00	\$48,820.46	\$507.75	\$2,436.00	\$9,170.76	\$435.00	\$860.00	\$13,409.51	\$62,229.97
Mar-07	47	127	174	\$316,679.19	\$0.00	\$316,679.19	\$542.85	\$2,436.00	\$8,976.36	\$435.00	\$860.00	\$13,250.21	\$329,929.40
Apr-07	46	127	173	\$106,510.31	\$0.00	\$106,510.31	\$539.10	\$2,422.00	\$8,948.42	\$432.50	\$855.00	\$13,197.02	\$119,707.33
May-07	47	124	171	\$236,377.67	\$0.00	\$236,377.67	\$528.50	\$2,394.00	\$8,795.34	\$427.50	\$845.00	\$12,990.34	\$249,368.01
Jun-07	49	122	171	\$119,748.33	\$0.00	\$119,748.33	\$532.25	\$2,394.00	\$8,730.54	\$427.50	\$845.00	\$12,929.29	\$132,677.62
Jul-07	51	125	176	\$144,325.09	\$0.00	\$144,325.09	\$800.05	\$2,464.00	\$8,967.44	\$440.00	\$870.00	\$13,541.49	\$157,866.58
Aug-07	50	125	175	\$222,077.38	\$0.00	\$222,077.38	\$794.40	\$2,450.00	\$8,939.50	\$437.50	\$865.00	\$13,486.40	\$235,563.78
Sep-07	50	128	178	\$123,299.38	\$0.00	\$123,299.38	\$817.85	\$2,492.00	\$9,120.52	\$445.00	\$880.00	\$13,755.37	\$137,054.75
Oct-07	51	126	177	\$147,677.78	\$0.00	\$147,677.78	\$811.00	\$2,478.00	\$9,027.78	\$442.50	\$442.50	\$13,201.78	\$160,879.56
Nov-07	53	126	179	\$183,655.72	\$0.00	\$183,655.72	\$821.60	\$2,506.00	\$9,083.66	\$447.50	\$447.50	\$13,306.26	\$196,961.98
Totals:	525	1397	1922	\$1,649,171.31	\$0.00	\$1,649,171.31	\$6,901.60	\$26,908.00	\$98,963.48	\$4,805.00	\$8,627.50	\$146,205.58	\$1,795,376.89
Average:	48	127	175	\$149,924.66	\$0.00	\$149,924.66	\$627.42	\$2,446.18	\$8,996.68	\$436.82	\$784.32	\$13,291.42	\$163,216.08
			PEPM:	\$858.05	\$0.00	\$858.05	\$3.59	\$14.00	\$51.49	\$2.50	\$4.49	\$76.07	\$934.12

TPA -

Cypress Benefit Administrators, LLC

5560 West Grande Market Drive

Appleton, WI 54913

Page 1 of 2

*Admin Fees Include: Medical, Cobra, HIPAA, Online if contracted.

**Misc Fees Include: Agent, STD, Flex, Dental, Vision, EAP Program, HRA, Bank Charge if contracted.

NOTE: Administrative billings are run approximately the 15th of the month prior to the month in which they are due and payable.

The data contained in this report is extracted 15 days following the close of the business month.

As such, the figures represented in this form may differ from administrative billing totals.

Monthly Aggregate Paid Claims and Fixed Costs Summary Report

For: ABC Corp.

Plan Year: 1/1/2007 to 12/31/2007

Report Date: 12/11/2007

HIGH DEDUCTIBLE PLAN							FIXED COSTS						
Month	Enrollment Counts			Medical Claims	Specific Pending	Net Medical	Access Fees	Admin * Fees	Aggregate & Specific Premium	Precert Fees	Misc ** Fees	Total Fixed Fees	Total of All Costs
	Single	Family	Total										
Jan-07	31	93	124	\$0.00	\$0.00	\$0.00	\$189.30	\$1,736.00	\$6,477.76	\$310.00	\$612.50	\$9,325.56	\$9,325.56
Feb-07	31	91	122	\$9,117.25	\$0.00	\$9,117.25	\$412.05	\$1,708.00	\$6,357.08	\$305.00	\$600.00	\$9,382.13	\$18,499.38
Mar-07	34	88	122	\$57,051.44	\$0.00	\$57,051.44	\$419.55	\$1,708.00	\$6,259.88	\$305.00	\$600.00	\$9,292.43	\$66,343.87
Apr-07	33	87	120	\$15,568.68	\$0.00	\$15,568.68	\$418.90	\$1,680.00	\$6,171.60	\$300.00	\$590.00	\$9,160.50	\$24,729.18
May-07	33	87	120	\$20,432.70	\$0.00	\$20,432.70	\$422.65	\$1,680.00	\$6,171.60	\$300.00	\$590.00	\$9,164.25	\$29,596.95
Jun-07	35	90	125	\$40,559.32	\$0.00	\$40,559.32	\$436.15	\$1,750.00	\$6,408.50	\$312.50	\$615.00	\$9,522.15	\$50,081.47
Jul-07	37	89	126	\$15,332.52	\$0.00	\$15,332.52	\$560.10	\$1,764.00	\$6,404.04	\$315.00	\$620.00	\$9,663.14	\$24,995.66
Aug-07	40	89	129	\$21,400.26	\$0.00	\$21,400.26	\$567.60	\$1,806.00	\$6,487.86	\$322.50	\$635.00	\$9,818.96	\$31,219.22
Sep-07	39	89	128	\$23,643.77	\$0.00	\$23,643.77	\$570.05	\$1,792.00	\$6,459.92	\$320.00	\$632.50	\$9,774.47	\$33,418.24
Oct-07	39	89	128	\$40,302.96	\$0.00	\$40,302.96	\$576.90	\$1,792.00	\$6,459.92	\$320.00	\$320.00	\$9,468.82	\$49,771.78
Nov-07	39	90	129	\$35,993.25	\$0.00	\$35,993.25	\$580.65	\$1,806.00	\$6,520.26	\$322.50	\$322.50	\$9,551.91	\$45,545.16
Totals:	391	982	1373	\$279,402.15	\$0.00	\$279,402.15	\$5,153.90	\$19,222.00	\$70,178.42	\$3,432.50	\$6,137.50	\$104,124.32	\$383,526.47
Average:	36	89	125	\$25,400.20	\$0.00	\$25,400.20	\$468.54	\$1,747.45	\$6,379.86	\$312.05	\$557.95	\$9,465.85	\$34,866.04
			PEPM:	\$203.50	\$0.00	\$203.50	\$3.75	\$14.00	\$51.11	\$2.50	\$4.47	\$75.84	\$279.33
Grand Totals:	916	2379	3295	\$1,928,573.46	\$0.00	\$1,928,573.46	\$12,055.50	\$46,130.00	\$169,141.90	\$8,237.50	\$14,765.00	\$250,329.90	\$2,178,903.36
Average:	42	108	150	\$87,662.43	\$0.00	\$87,662.43	\$547.98	\$2,096.82	\$7,688.27	\$374.43	\$671.14	\$11,378.63	\$99,041.06
			PEPM:	\$585.30	\$0.00	\$585.30	\$3.66	\$14.00	\$51.33	\$2.50	\$4.48	\$75.97	\$661.28

TPA -

Cypress Benefit Administrators, LLC

5560 West Grande Market Drive

Appleton, WI 54913

Page 2 of 2

NOTE: Administrative billings are run approximately the 15th of the month prior to the month in which they are due and payable.

The data contained in this report is extracted 15 days following the close of the business month.

*Admin Fees Include: Medical, Cobra, HIPAA, Online if contracted.

**Misc Fees Include: Agent, STD, Flex, Dental, Vision, EAP Program, HRA, Bank Charge if contracted.

As such, the figures represented in this form may differ from administrative billing totals.

Claims Lag Analysis Report

For: ABC Corp.

Plan Year: 1/1/2007 to 12/31/2007

Report Date: 12/11/2007

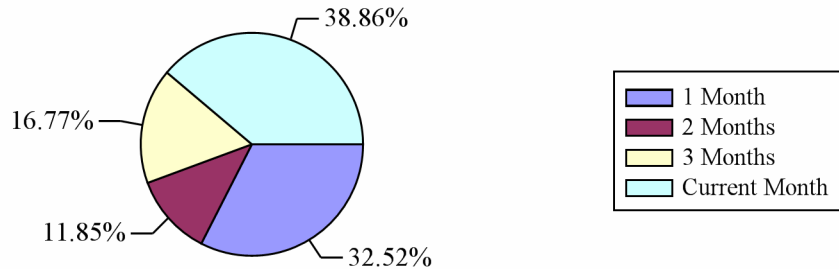
(days calculation = paid date from incurred date)

	<u>1 Month Old</u>	<u>2 Months Old</u>	<u>3+ Months Old</u>	<u>Current Month</u>	<u>Total</u>
Feb-07	\$7,363.92	\$26,306.57	\$6,808.64	\$12,137.95	\$52,617.08
Mar-07	\$117,952.77	\$59,395.60	\$110,062.33	\$82,238.87	\$369,649.57
Apr-07	\$26,018.91	\$6,402.51	\$33,633.47	\$55,930.86	\$121,985.75
May-07	\$57,052.53	\$20,589.58	\$33,614.10	\$76,213.75	\$187,469.96
Jun-07	\$30,204.30	\$17,243.27	\$24,129.65	\$87,435.68	\$159,012.90
Jul-07	\$62,054.34	\$32,764.78	\$18,670.27	\$42,652.53	\$156,141.92
Aug-07	\$132,255.14	\$25,466.77	\$24,309.81	\$59,275.47	\$241,307.19
Sep-07	\$39,334.54	\$10,234.73	\$6,528.97	\$79,827.58	\$135,925.82
Oct-07	\$25,207.55	\$4,830.54	\$25,603.45	\$130,777.67	\$186,419.21
Nov-07	\$93,656.90	\$12,186.09	\$21,396.31	\$79,701.69	\$206,940.99
Total	\$591,100.90	\$215,420.44	\$304,757.00	\$706,192.05	\$1,817,470.39

Percent of Claims Processed Within:

1 Month Old:	32.52%	Monthly Claims Rolling Average:	\$181,747.04
2 Months Old:	11.85%	Current Lag Factor:	1.07 (Months)
3+ Months Old:	16.77%	Current Estimated Lag Amount:	\$193,621.28
Current Month:	38.86%		

Number of Claims Processed Within:



TPA -
 Cypress Benefit Administrators, LLC
 5560 West Grande Market Drive
 Appleton, WI 54913

NOTE: The Claims Lag Analysis Report does not include adjustments or negative dollar amounts.

Claims Lag Analysis Report

For: ABC Corp.

Plan Year: 1/1/2007 to 12/31/2007

Report Date: 12/11/2007

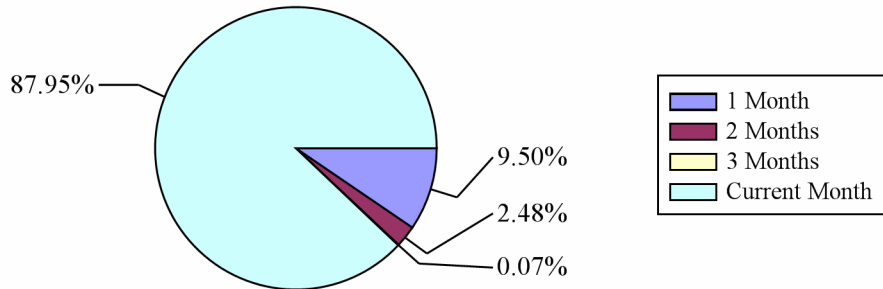
(days calculation = paid date from received date)

	<u>1 Month Old</u>	<u>2 Months Old</u>	<u>3+ Months Old</u>	<u>Current Month</u>	<u>Total</u>
Feb-07	\$16,152.75	\$241.44	\$0.00	\$36,222.89	\$52,617.08
Mar-07	\$83,478.19	\$6,843.18	\$57.12	\$279,271.08	\$369,649.57
Apr-07	\$11,060.86	\$4,315.12	\$0.00	\$106,609.77	\$121,985.75
May-07	\$16,245.66	\$15,828.24	\$81.00	\$155,315.06	\$187,469.96
Jun-07	\$11,599.25	\$15,853.15	\$0.00	\$131,560.50	\$159,012.90
Jul-07	\$0.00	\$1,643.31	\$0.00	\$154,498.61	\$156,141.92
Aug-07	\$15,599.53	\$429.68	\$1,060.38	\$224,217.60	\$241,307.19
Sep-07	\$160.16	\$0.00	\$0.00	\$135,765.66	\$135,925.82
Oct-07	\$97.00	\$0.00	\$0.00	\$186,322.21	\$186,419.21
Nov-07	\$18,210.45	\$0.00	\$0.00	\$188,730.54	\$206,940.99
Total	\$172,603.85	\$45,154.12	\$1,198.50	\$1,598,513.92	\$1,817,470.39

Percent of Claims Processed Within:

1 Month Old:	9.50%	Monthly Claims Rolling Average:	\$181,747.04
2 Months Old:	2.48%	Current Lag Factor:	0.15 (Months)
3+ Months Old:	0.07%	Current Estimated Lag Amount:	\$26,650.76
Current Month:	87.95%		

Number of Claims Processed Within:



TPA -
 Cypress Benefit Administrators, LLC
 5560 West Grande Market Drive
 Appleton, WI 54913

NOTE: The Claims Lag Analysis Report does not include adjustments or negative dollar amounts.

Monthly Dental Claims Report
For: ABC Corp.
Plan Year: 1/1/2007 to 12/31/2007
Report Date: 12/11/2007

Month	Enrollment Counts			Net Payable
	Single	Family	Total	
Jan-07	67	239	306	\$0.00
Feb-07	69	237	306	\$26,382.36
Mar-07	72	235	307	\$38,091.87
Apr-07	70	234	304	\$16,044.52
May-07	71	231	302	\$18,697.71
Jun-07	75	232	307	\$14,444.04
Jul-07	77	235	312	\$17,805.13
Aug-07	80	236	316	\$36,847.89
Sep-07	81	239	320	\$20,428.34
Oct-07	81	238	319	\$19,591.50
Nov-07	81	239	320	\$21,386.07
Average:	75	236	311	Total: \$229,719.43

Triangle Analysis Report
For: ABC Corp.
Plan Year: 1/1/2007 to 12/31/2007
Report Date: 12/11/2007

	<i>Incurred</i>												
Paid	<i>Dec-06</i>	<i>Jan-07</i>	<i>Feb-07</i>	<i>Mar-07</i>	<i>Apr-07</i>	<i>May-07</i>	<i>Jun-07</i>	<i>Jul-07</i>	<i>Aug-07</i>	<i>Sep-07</i>	<i>Oct-07</i>	<i>Nov-07</i>	<i>Total</i>
Dec-06	\$0.00	\$0.00	\$0.00	\$0.00	\$0.00	\$0.00	\$0.00	\$0.00	\$0.00	\$0.00	\$0.00	\$0.00	\$0.00
Jan-07	\$0.00	\$0.00	\$0.00	\$0.00	\$0.00	\$0.00	\$0.00	\$0.00	\$0.00	\$0.00	\$0.00	\$0.00	\$0.00
Feb-07	\$16,772.44	\$13,087.48	\$1,841.88	\$0.00	\$0.00	\$0.00	\$0.00	\$0.00	\$0.00	\$0.00	\$0.00	\$0.00	\$31,701.80
Mar-07	\$77,545.71	\$74,533.24	\$110,934.23	\$25,405.65	\$0.00	\$0.00	\$0.00	\$0.00	\$0.00	\$0.00	\$0.00	\$0.00	\$288,418.83
Apr-07	\$5,741.82	\$399.32	\$11,599.61	\$63,628.27	\$12,963.26	\$0.00	\$0.00	\$0.00	\$0.00	\$0.00	\$0.00	\$0.00	\$94,332.28
May-07	\$5,713.30	\$1,504.08	\$16,250.79	\$19,490.29	\$98,408.77	\$20,853.67	\$0.00	\$0.00	\$0.00	\$0.00	\$0.00	\$0.00	\$162,220.90
Jun-07	\$2,682.63	\$445.81	\$17,360.73	\$1,344.69	\$28,247.33	\$87,259.17	\$19,634.55	\$0.00	\$0.00	\$0.00	\$0.00	\$0.00	\$156,974.91
Jul-07	\$4,868.74	\$815.84	\$2,457.82	\$3,037.34	\$28,461.31	\$18,238.28	\$86,142.89	\$6,216.46	\$0.00	\$0.00	\$0.00	\$0.00	\$150,238.68
Aug-07	\$1,922.22	\$1,312.30	\$1,755.23	\$4,681.09	\$4,950.76	\$9,467.12	\$106,241.82	\$89,967.11	\$17,457.67	\$0.00	\$0.00	\$0.00	\$237,755.32
Sep-07	\$0.00	\$30.00	\$133.20	\$3,687.51	\$224.46	\$2,089.72	\$675.24	\$27,859.04	\$77,472.54	\$23,850.69	\$0.00	\$0.00	\$136,022.40
Oct-07	\$80.00	\$192.00	\$1,314.08	\$784.00	\$293.83	\$560.18	\$21,513.40	\$3,319.03	\$16,012.71	\$88,432.48	\$53,815.30	\$0.00	\$186,317.01
Nov-07	\$454.47	\$38.33	\$165.53	\$0.00	\$15,296.15	\$823.14	\$1,689.81	\$2,042.27	\$5,168.22	\$41,264.28	\$116,073.81	\$24,450.04	\$207,466.05
Total	\$115,781.33	\$92,358.40	\$163,813.10	\$122,058.84	\$188,845.87	\$139,291.28	\$235,897.71	\$129,403.91	\$116,111.14	\$153,547.45	\$169,889.11	\$24,450.04	\$1,651,448.18

TPA -

Cypress Benefit Administrators, LLC

5560 West Grande Market Drive

Appleton, WI 54913

NOTE: The Triangle Analysis Report does not include adjustments.

Monthly Paid Claims by Division Report
For: ABC Corp.
Plan Year: 1/1/2007 to 12/31/2007
Report Date: 12/11/2007

DE	Feb-07	Mar-07	Apr-07	May-07	Jun-07	Jul-07	Aug-07	Sep-07	Oct-07	Nov-07	Total
1000	\$13,373.03	\$16,402.53	\$7,021.28	\$7,152.49	\$4,068.35	\$7,154.12	\$15,943.78	\$8,975.83	\$9,501.05	\$7,279.84	\$96,872.30
1004	\$7,918.53	\$9,086.87	\$6,325.74	\$6,189.85	\$5,757.30	\$4,671.20	\$13,470.16	\$5,678.47	\$4,500.24	\$9,542.24	\$73,140.60
1006	\$2,202.96	\$199.40	\$89.76	\$449.52	\$676.46	\$1,224.95	\$793.06	\$280.37	\$120.60	\$192.00	\$6,229.08
1100	\$0.00	\$92.00	\$92.00	\$0.00	\$0.00	\$0.00	\$0.00	\$0.00	\$0.00	\$0.00	\$184.00
1300	\$0.00	\$0.00	\$0.00	\$0.00	\$0.00	\$267.11	\$0.00	\$0.00	\$0.00	\$0.00	\$267.11
2000	\$420.44	\$4,742.47	\$650.44	\$278.00	\$736.09	\$2,075.63	\$3,086.94	\$1,292.33	\$944.41	\$328.00	\$14,554.75
2005	\$1,078.65	\$682.50	\$467.20	\$1,988.92	\$860.36	\$1,200.50	\$1,001.29	\$1,510.80	\$780.80	\$427.38	\$9,998.40
3000	\$0.00	\$102.00	\$60.00	\$0.00	\$0.00	\$0.00	\$0.00	\$0.00	\$0.00	\$368.60	\$530.60
3004	\$15.63	\$201.41	\$372.40	\$102.00	\$102.00	\$393.78	\$223.80	\$373.26	\$209.06	\$310.00	\$2,303.34
4000	\$391.00	\$2,132.00	\$423.19	\$361.00	\$527.31	\$279.59	\$656.46	\$542.98	\$307.00	\$496.10	\$6,116.63
4005	\$162.20	\$478.66	\$350.76	\$50.00	\$379.72	\$94.00	\$278.00	\$455.16	\$604.20	\$0.00	\$2,852.70
5000	\$0.00	\$148.00	\$0.00	\$277.00	\$661.00	\$103.00	\$0.00	\$126.00	\$153.00	\$710.50	\$2,178.50
5004	\$207.00	\$0.00	\$0.00	\$0.00	\$0.00	\$0.00	\$0.00	\$0.00	\$0.00	\$0.00	\$207.00
6000	\$410.92	\$2,961.25	\$0.00	\$1,395.93	\$325.05	\$229.25	\$14.00	\$360.47	\$2,156.97	\$1,098.47	\$8,952.31
6005	\$202.00	\$156.80	\$90.00	\$222.00	\$350.40	\$112.00	\$466.00	\$484.96	\$0.00	\$493.00	\$2,577.16
7005	\$0.00	\$705.98	\$101.75	\$231.00	\$0.00	\$0.00	\$914.40	\$347.71	\$314.17	\$139.94	\$2,754.95
Total	\$26,382.36	\$38,091.87	\$16,044.52	\$18,697.71	\$14,444.04	\$17,805.13	\$36,847.89	\$20,428.34	\$19,591.50	\$21,386.07	\$229,719.43

Monthly Paid Claims by Division Report**For: ABC Corp.****Plan Year: 1/1/2007 to 12/31/2007****Report Date: 12/11/2007**

MM	Feb-07	Mar-07	Apr-07	May-07	Jun-07	Jul-07	Aug-07	Sep-07	Oct-07	Nov-07	Total
1000	\$48,025.01	\$217,998.52	\$70,263.73	\$215,523.22	\$99,268.86	\$111,887.63	\$153,859.78	\$81,703.30	\$104,806.70	\$111,803.86	\$1,215,140.61
1004	\$8,801.92	\$46,955.11	\$12,235.64	\$16,184.56	\$38,768.46	\$9,157.92	\$10,074.08	\$19,123.57	\$36,837.58	\$28,353.18	\$226,492.02
1006	\$24.30	\$4,351.21	\$2,450.54	\$5,677.45	\$3,174.25	\$97.75	\$769.20	\$54.99	\$0.00	\$1,472.00	\$18,071.69
1100	\$0.00	\$28,570.14	\$8,723.09	\$1,571.21	\$140.94	\$113.26	\$91.12	\$0.00	\$0.00	\$0.00	\$39,209.76
2000	\$282.27	\$34,460.81	\$14,142.01	\$10,424.38	\$14,909.48	\$20,530.22	\$25,768.27	\$28,172.19	\$24,142.37	\$37,012.71	\$209,844.71
2005	\$0.00	\$267.42	\$649.01	\$379.13	\$23.80	\$1,416.05	\$4,224.12	\$2,335.36	\$488.00	\$990.50	\$10,773.39
3004	\$109.29	\$458.35	\$472.87	\$467.54	\$697.58	\$214.04	\$41.40	\$124.10	\$303.37	\$0.00	\$2,888.54
4000	\$0.00	\$4,361.06	\$3,906.52	\$459.18	\$430.82	\$1,049.19	\$23,849.29	\$9,117.76	\$5,813.42	\$21,995.26	\$70,982.50
4005	\$0.00	\$0.00	\$0.00	\$2,313.06	\$691.51	\$613.85	\$4,583.80	\$322.76	\$2,142.81	\$4,336.46	\$15,004.25
5000	\$46.10	\$5,778.44	\$1,219.96	\$2,824.47	\$1,727.71	\$1,606.97	\$3,312.92	\$912.79	\$306.72	\$4,144.11	\$21,880.19
6000	\$265.78	\$8,628.24	\$2,718.11	-\$876.06	\$265.27	\$5,381.12	\$11,655.82	\$3,291.09	\$12,075.87	\$7,399.98	\$50,805.22
6005	\$0.00	\$1,069.90	\$491.77	\$151.93	-\$40.00	\$2,572.48	\$1,145.12	\$1,417.66	\$519.68	\$700.77	\$8,029.31
6100	\$0.00	\$12,433.07	\$3,199.05	\$382.22	\$0.00	\$3,658.95	\$2,770.98	\$47.26	\$532.70	\$9.45	\$23,033.68
7005	\$383.04	\$8,398.36	\$1,606.69	\$1,328.08	\$248.97	\$1,358.18	\$1,331.74	\$320.32	\$11.52	\$1,430.69	\$16,417.59
Total	\$57,937.71	\$373,730.63	\$122,078.99	\$256,810.37	\$160,307.65	\$159,657.61	\$243,477.64	\$146,943.15	\$187,980.74	\$219,648.97	\$1,928,573.46

Monthly Paid Claims by Division Report**For: ABC Corp.****Plan Year: 1/1/2007 to 12/31/2007****Report Date: 12/11/2007**

RX	Feb-07	Mar-07	Apr-07	May-07	Jun-07	Jul-07	Aug-07	Sep-07	Oct-07	Nov-07	Total
1000	\$17,913.68	\$11,409.12	\$10,381.18	\$12,556.59	\$8,460.21	\$12,431.22	\$12,418.71	\$14,961.54	\$13,120.67	\$4,681.98	\$118,334.90
1004	\$174.35	\$2,412.23	\$290.08	\$554.05	\$1,142.48	\$1,107.23	\$626.59	\$1,739.98	\$1,158.59	\$955.42	\$10,161.00
1006	\$1,119.93	\$428.33	\$342.85	\$714.17	\$372.79	\$413.80	\$464.05	\$204.33	\$224.70	\$110.23	\$4,395.18
1100	\$199.58	\$81.55	\$244.36	\$201.38	\$113.25	\$164.00	\$0.00	\$0.00	\$0.00	\$0.00	\$1,004.12
2000	\$11,594.39	\$6,553.78	\$4,692.64	\$7,384.22	\$7,322.45	\$4,757.38	\$7,455.52	\$6,192.82	\$6,311.70	\$3,009.37	\$65,274.27
2005	\$29.18	\$576.13	\$0.00	\$0.00	\$0.00	\$4.00	\$0.00	\$0.00	\$79.38	\$88.90	\$777.59
4000	\$1,006.91	\$1,909.01	\$986.82	\$1,656.43	\$720.78	\$930.16	\$889.29	\$1,253.61	\$1,588.09	\$585.56	\$11,526.66
4005	\$0.00	\$161.21	\$0.00	\$17.54	\$113.60	\$0.00	\$113.60	\$20.98	\$32.36	\$481.74	\$941.03
5000	\$984.28	\$2,918.83	\$510.89	\$829.08	\$764.77	\$864.03	\$446.90	\$735.65	\$934.51	\$685.28	\$9,674.22
6000	\$2,141.94	\$1,744.51	\$1,654.40	\$1,990.57	\$1,291.74	\$907.24	\$8,056.75	\$3,340.69	\$5,023.55	\$486.76	\$26,638.15
6005	\$0.00	\$0.00	\$0.00	\$0.00	\$0.00	\$481.26	\$56.20	\$302.80	\$1,550.80	\$533.48	\$2,924.54
6100	\$0.00	\$0.00	\$207.01	\$0.00	\$0.00	\$154.96	\$0.00	\$152.51	\$0.00	\$0.00	\$514.48
7005	\$107.91	\$57.35	\$0.00	\$0.00	\$0.00	\$0.00	\$0.00	\$0.00	\$119.62	\$0.00	\$284.88
ADMIN Y15	\$89.00	\$45.00	\$58.00	\$0.00	\$85.00	\$9.00	\$75.00	\$6.00	\$22.00	\$15.00	\$404.00
Total	\$35,361.15	\$28,297.05	\$19,368.23	\$25,904.03	\$20,387.07	\$22,224.28	\$30,602.61	\$28,910.91	\$30,165.97	\$11,633.72	\$252,855.02

Network Utilization by Network Report

For: ABC Corp.

Plan Year: 1/1/2007 to 12/31/2007

Report Date: 12/11/2007

NONPPO	<u>Claim Count</u>	<u>Total Charge</u>	<u>Total Ineligible</u>	<u>Eligible Charge</u>	<u>Total Discount</u>	<u>Net Payable</u>
Feb-07	79	\$15,190.85	\$2,263.21	\$12,927.64	\$0.00	\$7,525.20
Mar-07	143	\$54,346.03	\$11,833.10	\$42,512.93	\$991.77	\$20,832.67
Apr-07	37	\$13,362.39	\$1,906.00	\$11,456.39	\$65.21	\$6,871.21
May-07	50	\$10,647.23	\$664.90	\$9,982.33	\$63.87	\$6,515.14
Jun-07	41	\$12,605.72	\$357.00	\$12,248.72	\$202.28	\$5,556.41
Jul-07	29	\$9,261.39	\$769.97	\$8,491.42	\$221.44	\$5,610.18
Aug-07	76	\$17,661.75	\$931.62	\$16,730.13	\$164.93	\$12,022.06
Sep-07	42	\$16,968.45	\$819.84	\$16,148.61	\$987.26	\$8,580.52
Oct-07	64	\$13,794.17	\$469.17	\$13,325.00	\$420.58	\$7,361.45
Nov-07	53	\$25,748.55	\$463.41	\$25,285.14	\$323.49	\$18,035.84
Totals:	614	\$189,586.53	\$20,478.22	\$169,108.31	\$3,440.83	\$98,910.68

NONPPO	
Ntwk % by Claim Count	8.03%
Ntwk % by Net Payable	4.90%
Average Discount	2.03%

ACC	<u>Claim Count</u>	<u>Total Charge</u>	<u>Total Ineligible</u>	<u>Eligible Charge</u>	<u>Total Discount</u>	<u>Net Payable</u>
Feb-07	8	\$1,573.50	\$520.00	\$1,053.50	\$205.70	\$703.27
Mar-07	38	\$17,770.82	\$7,786.50	\$9,984.32	\$1,761.83	\$5,985.90
Apr-07	13	\$3,746.07	\$563.77	\$3,182.30	\$640.38	\$2,101.75
May-07	2	\$194.50	\$97.25	\$97.25	\$18.48	\$63.02
Jun-07	4	\$2,923.45	\$59.00	\$2,864.45	\$1,099.84	\$1,347.29
Aug-07	8	\$976.50	\$0.00	\$976.50	\$170.02	\$650.88
Oct-07	6	\$556.00	\$0.00	\$556.00	\$89.47	\$87.78

Network Utilization by Network Report

For: ABC Corp.

Plan Year: 1/1/2007 to 12/31/2007

Report Date: 12/11/2007

ACC	<u>Claim Count</u>	<u>Total Charge</u>	<u>Total Ineligible</u>	<u>Eligible Charge</u>	<u>Total Discount</u>	<u>Net Payable</u>
Nov-07	1	\$396.04	\$0.00	\$396.04	\$59.41	\$32.52
Totals:	80	\$28,136.88	\$9,026.52	\$19,110.36	\$4,045.13	\$10,972.41

ACCOUNTABLE HEALTH PLANS

Ntwk % by Claim Count	1.05%
Ntwk % by Net Payable	0.54%
Average Discount	21.17%

CCN	<u>Claim Count</u>	<u>Total Charge</u>	<u>Total Ineligible</u>	<u>Eligible Charge</u>	<u>Total Discount</u>	<u>Net Payable</u>
Feb-07	6	\$855.25	\$0.00	\$855.25	\$246.42	\$353.97
Feb-07	6	\$855.25	\$0.00	\$855.25	\$246.42	\$353.97
Mar-07	96	\$41,182.01	\$4,416.69	\$36,765.32	\$11,729.99	\$18,472.74
Mar-07	96	\$41,182.01	\$4,416.69	\$36,765.32	\$11,729.99	\$18,472.74
Apr-07	36	\$12,638.32	\$846.20	\$11,792.12	\$3,433.26	\$6,499.31
Apr-07	36	\$12,638.32	\$846.20	\$11,792.12	\$3,433.26	\$6,499.31
May-07	42	\$7,871.02	\$571.00	\$7,300.02	\$2,779.95	\$2,251.47
May-07	42	\$7,871.02	\$571.00	\$7,300.02	\$2,779.95	\$2,251.47
Jun-07	7	\$1,580.15	\$661.15	\$919.00	\$220.70	\$333.91
Jun-07	7	\$1,580.15	\$661.15	\$919.00	\$220.70	\$333.91
Jul-07	56	\$22,248.10	\$576.00	\$21,672.10	\$5,185.58	\$11,476.55
Jul-07	56	\$22,248.10	\$576.00	\$21,672.10	\$5,185.58	\$11,476.55
Aug-07	50	\$30,133.39	\$6,609.00	\$23,524.39	\$6,597.94	\$13,941.55
Aug-07	50	\$30,133.39	\$6,609.00	\$23,524.39	\$6,597.94	\$13,941.55
Sep-07	7	\$5,573.40	\$3,384.60	\$2,188.80	\$510.78	\$1,449.31
Sep-07	7	\$5,573.40	\$3,384.60	\$2,188.80	\$510.78	\$1,449.31
Oct-07	9	\$15,763.88	\$0.00	\$15,763.88	\$4,317.06	\$9,641.93
Oct-07	9	\$15,763.88	\$0.00	\$15,763.88	\$4,317.06	\$9,641.93
Nov-07	8	\$6,396.50	\$2,613.85	\$3,782.65	\$1,431.16	\$2,154.18

Network Utilization by Network Report

For: ABC Corp.

Plan Year: 1/1/2007 to 12/31/2007

Report Date: 12/11/2007

CCN	<u>Claim Count</u>	<u>Total Charge</u>	<u>Total Ineligible</u>	<u>Eligible Charge</u>	<u>Total Discount</u>	<u>Net Payable</u>
Nov-07	8	\$6,396.50	\$2,613.85	\$3,782.65	\$1,431.16	\$2,154.18
Totals:	634	\$288,484.04	\$39,356.98	\$249,127.06	\$72,905.68	\$133,149.84

CCN MANAGED CARE INC

Ntwk % by Claim Count	8.29%
Ntwk % by Net Payable	6.60%
Average Discount	29.26%

CCO	<u>Claim Count</u>	<u>Total Charge</u>	<u>Total Ineligible</u>	<u>Eligible Charge</u>	<u>Total Discount</u>	<u>Net Payable</u>
Feb-07	5	\$361.00	\$0.00	\$361.00	\$143.20	\$45.85
Mar-07	177	\$94,881.06	\$5,072.21	\$89,808.85	\$46,177.98	\$33,747.79
Apr-07	81	\$44,314.93	\$14,440.67	\$29,874.26	\$9,546.64	\$14,669.43
May-07	74	\$41,090.58	\$1,254.75	\$39,835.83	\$24,619.81	\$11,436.61
Jun-07	7	\$15,458.37	\$0.00	\$15,458.37	\$2,583.93	\$12,107.11
Jul-07	111	\$61,780.71	\$967.00	\$60,813.71	\$23,006.99	\$20,264.02
Aug-07	150	\$51,012.23	\$3,078.02	\$47,934.21	\$23,144.72	\$17,394.17
Sep-07	17	\$10,127.84	\$585.00	\$9,542.84	\$2,310.22	\$5,654.79
Oct-07	11	\$21,855.27	\$1,505.54	\$20,349.73	\$7,671.53	\$12,516.75
Nov-07	8	\$38,592.00	\$6,006.58	\$32,585.42	\$17,044.20	\$15,408.64
Totals:	641	\$379,473.99	\$32,909.77	\$346,564.22	\$156,249.22	\$143,245.16

PPO OKLAHOMA/CCN

Ntwk % by Claim Count	8.39%
Ntwk % by Net Payable	7.10%
Average Discount	45.09%

EOS	<u>Claim Count</u>	<u>Total Charge</u>	<u>Total Ineligible</u>	<u>Eligible Charge</u>	<u>Total Discount</u>	<u>Net Payable</u>
Feb-07	271	\$109,812.44	\$16,118.08	\$93,694.36	\$12,946.14	\$48,926.38
Mar-07	1065	\$618,372.52	\$146,186.48	\$472,186.04	\$74,873.54	\$291,568.86
Apr-07	442	\$164,576.11	\$16,756.25	\$147,819.86	\$28,148.89	\$88,265.38
May-07	586	\$373,304.49	\$7,974.40	\$365,330.09	\$57,524.21	\$239,278.71
Jun-07	427	\$222,954.98	\$11,761.78	\$211,193.20	\$31,584.92	\$141,735.09
Jul-07	338	\$181,975.41	\$1,905.42	\$180,069.99	\$31,554.39	\$122,621.08
Aug-07	584	\$246,363.25	\$8,139.26	\$238,223.99	\$41,271.07	\$163,580.20
Sep-07	414	\$171,752.44	\$2,878.65	\$168,873.79	\$28,200.15	\$101,083.98

TPA -

Network Utilization by Network Report

For: ABC Corp.

Plan Year: 1/1/2007 to 12/31/2007

Report Date: 12/11/2007

EOS	<u>Claim Count</u>	<u>Total Charge</u>	<u>Total Ineligible</u>	<u>Eligible Charge</u>	<u>Total Discount</u>	<u>Net Payable</u>
Oct-07	392	\$222,358.68	\$7,558.82	\$214,799.86	\$42,727.93	\$138,525.60
Nov-07	472	\$209,720.32	\$7,961.88	\$201,758.44	\$35,469.42	\$136,653.98
Totals:	4991	\$2,521,190.64	\$227,241.02	\$2,293,949.62	\$384,300.66	\$1,472,239.26

HEALTH EOS	
Ntwk % by Claim Count	65.29%
Ntwk % by Net Payable	73.01%
Average Discount	16.75%

FHN	<u>Claim Count</u>	<u>Total Charge</u>	<u>Total Ineligible</u>	<u>Eligible Charge</u>	<u>Total Discount</u>	<u>Net Payable</u>
Jul-07	1	\$90.00	\$0.00	\$90.00	\$32.69	\$45.85
Aug-07	63	\$17,718.65	\$127.70	\$17,590.95	\$7,088.92	\$7,197.83
Sep-07	77	\$44,433.09	\$2,204.27	\$42,228.82	\$14,448.56	\$21,689.61
Oct-07	78	\$42,281.58	\$78.70	\$42,202.88	\$18,127.28	\$14,016.61
Nov-07	122	\$46,911.82	\$1,086.53	\$45,825.29	\$22,821.28	\$19,659.00
Totals:	341	\$151,435.14	\$3,497.20	\$147,937.94	\$62,518.73	\$62,608.90

FIRST HEALTH NETWORK	
Ntwk % by Claim Count	4.46%
Ntwk % by Net Payable	3.10%
Average Discount	42.26%

PFO	<u>Claim Count</u>	<u>Total Charge</u>	<u>Total Ineligible</u>	<u>Eligible Charge</u>	<u>Total Discount</u>	<u>Net Payable</u>
Mar-07	35	\$7,739.87	\$427.00	\$7,312.87	\$1,322.39	\$3,738.33
Apr-07	14	\$5,529.77	\$38.00	\$5,491.77	\$1,227.79	\$3,618.52
May-07	40	\$10,105.50	\$44.00	\$10,061.50	\$2,874.24	\$2,545.44
Jun-07	23	\$2,691.55	\$599.30	\$2,092.25	\$421.07	\$1,122.33
Jul-07	9	\$7,106.50	\$156.00	\$6,950.50	\$2,695.88	\$1,663.04
Aug-07	41	\$57,415.47	\$13,322.00	\$44,093.47	\$10,160.97	\$28,353.56
Sep-07	19	\$18,578.36	\$101.75	\$18,476.61	\$7,206.07	\$9,440.52
Oct-07	27	\$11,139.64	\$0.00	\$11,139.64	\$2,191.37	\$7,572.23

Network Utilization by Network Report

For: ABC Corp.

Plan Year: 1/1/2007 to 12/31/2007

Report Date: 12/11/2007

PFO	Claim Count	Total Charge	Total Ineligible	Eligible Charge	Total Discount	Net Payable
Nov-07	44	\$57,946.05	\$20,644.01	\$37,302.04	\$7,032.59	\$26,331.72
Totals:	252	\$178,252.71	\$35,332.06	\$142,920.65	\$35,132.37	\$84,385.69

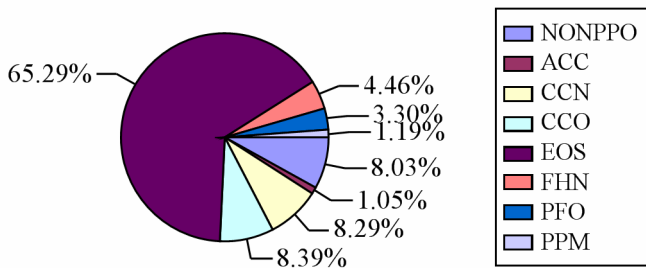
PREFERRED ONE	
Ntwk % by Claim Count	3.30%
Ntwk % by Net Payable	4.18%
Average Discount	24.58%

PPM	Claim Count	Total Charge	Total Ineligible	Eligible Charge	Total Discount	Net Payable
Feb-07	1	\$504.00	\$0.00	\$504.00	\$25.20	\$383.04
Mar-07	13	\$7,341.14	\$150.00	\$7,191.14	\$651.31	\$5,006.90
Apr-07	22	\$4,950.00	\$585.50	\$4,364.50	\$200.83	\$1,606.69
May-07	11	\$1,955.00	\$0.00	\$1,955.00	\$112.78	\$505.88
Jun-07	10	\$2,218.00	\$35.00	\$2,183.00	\$122.47	\$63.79
Jul-07	7	\$2,642.30	\$0.00	\$2,642.30	\$249.54	\$1,150.18
Aug-07	13	\$1,266.00	\$0.00	\$1,266.00	\$109.95	\$950.06
Oct-07	1	\$72.00	\$0.00	\$72.00	\$3.60	\$11.52
Nov-07	13	\$1,869.00	\$0.00	\$1,869.00	\$80.64	\$1,430.69
Totals:	91	\$22,817.44	\$770.50	\$22,046.94	\$1,556.32	\$11,108.75

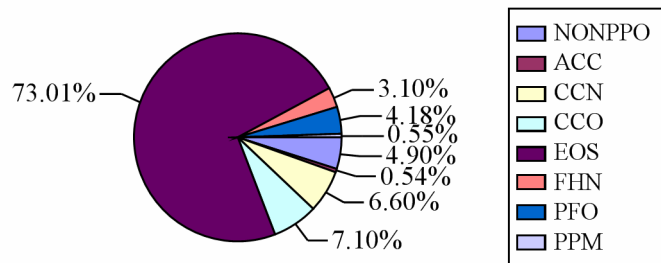
PPO MIDWEST	
Ntwk % by Claim Count	1.19%
Ntwk % by Net Payable	0.55%
Average Discount	7.06%

Grand Total:	7644	\$3,759,377.37	\$368,612.27	\$3,390,765.10	\$720,148.94	\$2,016,620.69
---------------------	-------------	-----------------------	---------------------	-----------------------	---------------------	-----------------------

Network Percentage by Claim Count



Network Percentage by Net Payable



Top 10 Utilized Diagnosis Codes Report

For: ABC Corp.

Plan Year: 1/1/2007 to 12/31/2007

Report Date: 12/11/2007

NONPPO

<u>ICD9 Code</u>	<u>Description</u>	<u>Patient Count</u>	<u>Claim Count</u>	<u>Total Charge</u>	<u>Net Payable</u>	<u>Average Payable</u>
308.0	Predominant disturbance of emotions	7	83	\$3,843.75	\$2,925.00	\$35.24
309.28	Adjustment disorder with mixed anxiety and depressed mood	4	50	\$4,657.50	\$3,590.00	\$71.80
724.2	Lumbago	3	40	\$1,261.71	\$903.93	\$22.60
367.1	Myopia	29	37	\$3,711.21	\$1,577.96	\$42.65
739.1	Cervical region	4	24	\$1,649.50	\$500.41	\$20.85
250.00	Diabetes mellitus without mention of complication, type II or unspecified type, not stated as uncontrolled	8	16	\$1,782.04	\$1,016.68	\$63.54
477.8	Due to other allergen	2	16	\$180.00	\$231.88	\$14.49
250.01	Diabetes mellitus without mention of complication, type I [juvenile type], not stated as uncontrolled	1	14	\$1,571.00	\$2,165.04	\$154.65
V70.0	Routine general medical examination at a health care facility	7	13	\$2,438.00	\$1,505.45	\$115.80
571.41	Chronic persistent hepatitis	1	10	\$1,765.00	\$273.88	\$27.39

PPO

<u>ICD9 Code</u>	<u>Description</u>	<u>Patient Count</u>	<u>Claim Count</u>	<u>Total Charge</u>	<u>Net Payable</u>	<u>Average Payable</u>
V20.2	Routine infant or child health check	99	196	\$42,019.71	\$29,961.28	\$152.86
V76.12	Other screening mammogram	75	170	\$23,386.40	\$15,744.23	\$92.61
V70.0	Routine general medical examination at a health care facility	100	156	\$33,678.58	\$22,020.35	\$141.16
739.1	Cervical region	20	126	\$10,645.23	\$3,327.92	\$26.41
V72.31	Routine gynecological examination	85	111	\$23,878.90	\$17,801.40	\$160.37
724.2	Lumbago	24	91	\$19,852.98	\$8,682.84	\$95.42
174.9	Malignant Neoplasm Of Breast (female), Unspecified	6	90	\$87,183.03	\$65,608.06	\$728.98
786.50	Chest pain, unspecified	28	86	\$56,637.05	\$34,335.65	\$399.25
462	Acute pharyngitis	50	83	\$10,027.14	\$1,625.40	\$19.58
353.0	Brachial plexus lesions	2	75	\$8,304.00	\$5,204.21	\$69.39

TPA -

Cypress Benefit Administrators, LLC

5560 West Grande Market Drive

Appleton, WI 54913

Top 25 Utilized Providers Report
For: ABC Corp.
Plan Year: 1/1/2007 to 12/31/2007
Report Date: 12/11/2007

<u>Tax ID</u>	<u>Office Name</u>	<u>City</u>	<u>State</u>	<u>Claim Count</u>	<u>Total Charges</u>	<u>Net Payable</u>	<u>Total Discount</u>
390824015	APPLETON MEDICAL CENTER	APPLETON	WI	132	\$188,353.75	\$134,096.53	\$25,828.57
390830664	THEDA CLARK MEDICAL CENTER	APPLETON	WI	48	\$121,614.90	\$89,966.59	\$17,132.12
390806367	E W GROGAN MD	MILWAUKEE	WI	13	\$99,609.81	\$84,805.31	\$13,945.36
391127163	AFFINITY MEDICAL GROUP	NEENAH	WI	721	\$133,412.96	\$72,783.24	\$15,923.37
390816818	ST ELIZABETH HOSPITAL	APPLETON	WI	92	\$92,805.79	\$61,760.61	\$7,790.52
390853528	WHEATON FRANCISCAN HEALTHCARE	MILWAUKEE	WI	7	\$70,872.11	\$55,980.28	\$14,056.79
390812532	CHILDRENS HOSPITAL OF WI MILWAUKEE	MILWAUKEE	WI	64	\$66,407.86	\$55,733.80	\$5,961.66
391509362	THEDACARE PHYSICIANS	NEENAH	WI	496	\$99,566.26	\$49,034.65	\$16,353.37
391682233	FOX VALLEY HEMATOLOGY AND ONCOLOGY	APPLETON	WI	69	\$49,569.74	\$40,342.37	\$7,269.42
730579285	MERCY HEALTH CENTER	OKLAHOMA CITY	OK	21	\$75,020.65	\$40,251.50	\$31,871.40
390806268	MERCY MEDICAL CENTER	APPLETON	WI	14	\$41,039.86	\$36,472.79	\$3,676.32
410743546	COMMUNITY MEMORIAL HOSPITAL	CLOQUET	MN	20	\$56,070.04	\$33,867.03	\$13,132.30
721531917	ST CLARES HOSP OF WESTON INC	MILWAUKEE	WI	11	\$28,556.02	\$26,188.25	\$1,713.37
391824445	UNIVERSITY COMMUNITY CLINICS	MADISON	WI	123	\$41,623.50	\$25,947.03	\$5,454.68
390816848	MHS PHYSICIAN SERVICES	JANESVILLE	WI	37	\$32,165.72	\$25,497.13	\$3,714.41
391314853	GREEN BAY ONCOLOGY LTD	GREEN BAY	WI	17	\$27,333.80	\$24,327.09	\$3,006.71
391678306	AURORA MEDICAL GROUP SHEBOYGAN	SHEBOYGAN	WI	323	\$50,662.00	\$23,690.04	\$17,056.29
390808443	ST MICHAELS HOSPITAL	STEVENS POINT	WI	179	\$36,279.14	\$23,164.54	\$2,111.73
390868982	RIVERVIEW HOSPITAL	WISCONSIN RAPIDS	WI	5	\$24,523.56	\$22,806.91	\$1,672.65
391947472	BAYCARE AURORA LLC WEST	GREEN BAY	WI	15	\$38,009.69	\$21,866.82	\$12,858.17
392015655	ORTHOPAEDIC HOSPITAL OF WISCONSIN	MILWAUKEE	WI	2	\$22,966.00	\$18,913.12	\$2,985.57
390452970	MARSHFIELD CLINIC	MARSHFIELD	WI	60	\$32,933.09	\$18,855.60	\$8,204.15
362169147	CHRIST HOSPITAL	CHICAGO	IL	11	\$31,828.60	\$18,196.61	\$7,750.48
410695604	ST MARYS MEDICAL CENTER	DULUTH	MN	6	\$22,932.29	\$17,808.43	\$3,439.84
621757655	EDMOND REGIONAL MEDICAL CENTER LLC	ATLANTA	GA	17	\$21,654.65	\$17,738.49	\$2,513.38

TPA -

Cypress Benefit Administrators, LLC

5560 West Grande Market Drive

Appleton, WI 54913

Age and Relationship Dollar Breakdown
For: ABC Corp.
Plan Year: 1/1/2007 to 12/31/2007
Report Date: 12/11/2007
Dental

<u>Dependent</u>	<u>Claim Count</u>	<u>Net Payable</u>
Age 0 to 5	41	\$4,799.96
Age 6 to 15	340	\$43,593.24
Age 16 to 20	156	\$22,447.12
Age 21 to 30	102	\$12,978.76
Age 31 to 40	77	\$12,460.07
Age 41 to 50	152	\$21,793.51
Age 51 to 60	138	\$19,330.13
Age 61 to 70	21	\$2,972.10
Age above 70	3	\$365.60
Totals for Dependent	1030	\$140,740.49

<u>Employee</u>	<u>Claim Count</u>	<u>Net Payable</u>
Age 21 to 30	77	\$12,230.70
Age 31 to 40	110	\$14,944.43
Age 41 to 50	186	\$25,321.04
Age 51 to 60	175	\$25,891.10
Age 61 to 70	63	\$10,762.67
Age above 70	3	\$165.00
Totals for Employee	614	\$89,314.94

Totals for Dental	1644	\$230,055.43
--------------------------	-------------	---------------------

Medical

<u>Dependent</u>	<u>Claim Count</u>	<u>Net Payable</u>
Age 0 to 5	546	\$83,729.03
Age 6 to 15	670	\$64,771.31
Age 16 to 20	579	\$112,443.62
Age 21 to 30	471	\$117,806.75
Age 31 to 40	475	\$114,290.72
Age 41 to 50	1268	\$535,143.30

Age and Relationship Dollar Breakdown

For: ABC Corp.

Plan Year: 1/1/2007 to 12/31/2007

Report Date: 12/11/2007

Age 51 to 60	620	\$192,425.35
Age 61 to 70	124	\$11,298.15
Totals for Dependent	4753	\$1,231,908.23
<u>Employee</u>	<u>Claim Count</u>	<u>Net Payable</u>
Age 16 to 20	3	\$0.00
Age 21 to 30	279	\$69,409.36
Age 31 to 40	387	\$36,115.27
Age 41 to 50	858	\$157,091.17
Age 51 to 60	1174	\$393,459.96
Age 61 to 70	205	\$38,779.24
Age above 70	21	\$1,810.23
Totals for Employee	2927	\$696,665.23
Totals for Medical	7680	\$1,928,573.46
Grand Totals:	9324	\$2,158,628.89

Dollar Breakdown Range by Claim
For: ABC Corp.
Plan Year: 1/1/2007 to 12/31/2007
Report Date: 12/11/2007

Dental Dollar Breakdown	Claim Count	Net Payable
Dependent		
\$0 to \$500	920	\$68,929.42
\$501 to \$1,000	41	\$23,937.40
\$1,001 to \$3,000	1	\$1,188.69
Totals for Dependent:	962	\$94,055.51
Employee		
\$0 to \$500	576	\$48,075.58
\$501 to \$1,000	28	\$19,700.85
Totals for Employee:	604	\$67,776.43
Dental Grand Totals:	1566	\$161,831.94

Medical Dollar Breakdown	Claim Count	Net Payable
Dependent		
\$0 to \$500	3972	\$248,017.65
\$501 to \$1,000	157	\$104,399.69
\$1,001 to \$3,000	121	\$208,786.61
\$3,001 to \$5,000	38	\$118,953.77
\$5,001 to \$10,000	15	\$102,296.80
> \$10,000	13	\$237,196.23
Totals for Dependent:	4316	\$1,019,650.75
Employee		
\$0 to \$500	2473	\$144,433.46
\$501 to \$1,000	79	\$52,468.67
\$1,001 to \$3,000	86	\$154,506.87
\$3,001 to \$5,000	15	\$56,496.63
\$5,001 to \$10,000	11	\$75,285.03
> \$10,000	7	\$136,363.43
Totals for Employee:	2671	\$619,554.09
Medical Grand Totals:	6987	\$1,639,204.84

TPA -
 Cypress Benefit Administrators, LLC
 5560 West Grande Market Drive
 Appleton, WI 54913

Grand Totals: 8553 \$1,801,036.78

TPA -
Cypress Benefit Administrators, LLC
5560 West Grande Market Drive
Appleton, WI 54913

Page 2 of 2

NOTE: The Dollar Breakdown Report does not include adjustments or negative dollar amounts.